

**STATEMENT OF APPROPRIATIONS, ALLOTMENTS, OBLIGATIONS, DISBURSEMENTS AND BALANCES**  
As of the Quarter Ending June 30, 2016

Department : State Universities and Colleges (SUCs)

Authorization:01 - Current Year Appropriations

Agency : Davao Oriental State College of Science and Technology

Operating Unit : N/A

Organization Code (UACS) : 08097000000

Funding Source Code (as clustered): 01 - Regular Agency Fund

(e.g. Fund Cluster: 101,102, 151)

Particulars	UACS CODE	Appropriation			Allotments					Current Year Obligations					Current Year Disbursements					Balances		
		Authorized Appropriation	Adjustments (Transfer To/From Realignments)	Adjusted Appropriations	Allotments Received	Adjustments (Withdrawals, Realignments)	Transfer To	Transfer From	Adjusted Total Allotments	1st Quarter Ending March 31	2nd Quarter Ending June 30	Quarter Ending Sept. 30	Quarter Ending Dec. 31	Total	1st Quarter Ending March 31	2nd Quarter Ending June 30	Quarter Ending Sept. 30	Quarter Ending Dec. 31	Total	Released Appropriation	Unobligated Allotment	Unpaid Obligations
																					Due and Demandable	Not Yet Due and Demandable
I. Agency Specific Budget	0	0	0	0	0	0	0	0	0	0	0	0	0	0	0	0	0	0	0	0	0	0
Specific Budgets of National Government Agencies	01101101	0	0	0	0	0	0	0	0	0	0	0	0	0	0	0	0	0	0	0	0	0
Financial Liabilities	0	35618000	35618000	35618000	35618000	0	0	0	35618000	0	35618000	0	0	35618000	0	21066108.35	0	0	21066108.35	35618000	0	0
Accounts Payable	2010100000	35618000	35618000	35618000	35618000	0	0	0	35618000	0	35618000	0	0	35618000	0	21066108.35	0	0	21066108.35	35618000	0	0
PS	0	103000	103000	103000	103000	0	0	0	103000	0	103000	0	0	103000	0	0	0	0	103000	0	0	0
MOOE	0	6286000	6286000	6286000	6286000	0	0	0	6286000	0	6286000	0	0	6286000	0	2604500	0	0	2604500	6286000	0	0
CO	0	29229000	29229000	29229000	29229000	0	0	0	29229000	0	29229000	0	0	29229000	0	18461608.35	0	0	18461608.35	29229000	0	10767391.65
General Administration and Support	00000000	24640000.00	24640000.00	24640000.00	24640000.00	0	0	0	24640000.00	6614376.00	5658298.96	0	0	12272674.96	4745841.55	6791501.94	0	0	11537343.49	12272674.96	4745841.55	0
General Management and Supervision	00100000	23817000.00	23817000.00	23817000.00	23817000.00	0	0	0	23817000.00	6614376.00	5658298.96	0	0	12272674.96	4745841.55	6791501.94	0	0	11537343.49	12272674.96	4745841.55	0
PS	0	14287000.00	14287000.00	14287000.00	14287000.00	0	0	0	14287000.00	3469339.56	2984826.24	0	0	6454165.80	3409339.56	2660964.39	0	0	6070303.95	6454165.80	3409339.56	0
MOOE	0	9530000.00	9530000.00	9530000.00	9530000.00	0	0	0	9530000.00	3145036.44	2673472.72	0	0	5818509.16	1336501.99	4130537.55	0	0	5467039.54	5818509.16	1336501.99	0
Administration of Personnel Benefits	00200000	823000.00	823000.00	823000.00	823000.00	0	0	0	823000.00	0	0	0	0	0	0	0	0	0	0	0	0	0
PS	0	823000.00	823000.00	823000.00	823000.00	0	0	0	823000.00	0	0	0	0	0	0	0	0	0	0	0	0	0
Support to Operations	00000000	1630000.00	1630000.00	1630000.00	1630000.00	0	0	0	1630000.00	82144.50	274882.00	0	0	357026.50	3798.81	195234.00	0	0	199032.81	357026.50	3798.81	0
Auxiliary Services	00100000	1630000.00	1630000.00	1630000.00	1630000.00	0	0	0	1630000.00	82144.50	274882.00	0	0	357026.50	3798.81	195234.00	0	0	199032.81	357026.50	3798.81	0
MOOE	0	1630000.00	1630000.00	1630000.00	1630000.00	0	0	0	1630000.00	82144.50	274882.00	0	0	357026.50	3798.81	195234.00	0	0	199032.81	357026.50	3798.81	0
Operations	00000000	112947000.00	112947000.00	112947000.00	112947000.00	0	0	0	112947000.00	11372328.02	10949932.70	0	0	22322260.72	9720476.82	11310397.90	0	0	21030874.72	22322260.72	9720476.82	0
MFO 1: HIGHER EDUCATION SERVICES	10000000	106898000.00	106898000.00	106898000.00	106898000.00	0	0	0	106898000.00	10116428.74	10396000.73	0	0	20512429.47	9289907.37	10223819.88	0	0	19513727.25	20512429.47	9289907.37	0
Provision of Higher Education Services Including P31,694,000 for Scholarships of Poor and Deserving Students (Expanded Students' Grants-In-Aid Program for Poverty Alleviation-ESGP-PA) and P23,400,000 for Tulong Dunong	10100000	106898000.00	106898000.00	106898000.00	106898000.00	0	0	0	106898000.00	10116428.74	10396000.73	0	0	20512429.47	9289907.37	10223819.88	0	0	19513727.25	20512429.47	9289907.37	0
PS	0	38490000.00	38490000.00	38490000.00	38490000.00	0	0	0	38490000.00	9156355.37	7862508.88	0	0	17018864.25	9156355.37	7315977.88	0	0	16472333.25	17018864.25	9156355.37	0
MOOE	0	68408000.00	68408000.00	68408000.00	68408000.00	0	0	0	68408000.00	960073.37	2533491.85	0	0	3493565.22	133552.00	2907842.00	0	0	3041394.00	3493565.22	133552.00	0
MFO 2: RESEARCH SERVICES	20000000	3472000.00	3472000.00	3472000.00	3472000.00	0	0	0	3472000.00	877734.28	480135.47	0	0	1357869.75	430569.45	752343.02	0	0	1182912.47	1357869.75	430569.45	0
Conduct of Research Services	20100000	3472000.00	3472000.00	3472000.00	3472000.00	0	0	0	3472000.00	877734.28	480135.47	0	0	1357869.75	430569.45	752343.02	0	0	1182912.47	1357869.75	430569.45	0
PS	0	150000.00	150000.00	150000.00	150000.00	0	0	0	150000.00	60000.00	0	0	0	60000.00	0	0	0	0	0	60000.00	0	0
MOOE	0	3322000.00	3322000.00	3322000.00	3322000.00	0	0	0	3322000.00	817734.28	480135.47	0	0	1297869.75	430569.45	752343.02	0	0	1182912.47	1297869.75	430569.45	0
MFO 3: TECHNICAL ADVISORY EXTENSION SERVICES	30000000	2577000.00	2577000.00	2577000.00	2577000.00	0	0	0	2577000.00	378165.00	73796.50	0	0	451961.50	0	334235.00	0	0	334235.00	451961.50	0	0
Provision of Extension Services	30100000	2577000.00	2577000.00	2577000.00	2577000.00	0	0	0	2577000.00	378165.00	73796.50	0	0	451961.50	0	334235.00	0	0	334235.00	451961.50	0	0
PS	0	150000.00	150000.00	150000.00	150000.00	0	0	0	150000.00	0	0	0	0	0	0	0	0	0	0	0	0	0
MOOE	0	2427000.00	2427000.00	2427000.00	2427000.00	0	0	0	2427000.00	378165.00	73796.50	0	0	451961.50	0	334235.00	0	0	334235.00	451961.50	0	0
Locally-Funded Projects	00000000	61390000.00	61390000.00	61390000.00	61390000.00	0	0	0	61390000.00	2741808.57	246778.18	0	0	2988586.75	863894.90	2124691.85	0	0	2988586.75	2988586.75	863894.90	0

**STATEMENT OF APPROPRIATIONS, ALLOTMENTS, OBLIGATIONS, DISBURSEMENTS AND BALANCES**  
As of the Quarter Ending June 30, 2016

Department : State Universities and Colleges (SUCs)

Authorization:01 - Current Year Appropriations

Agency : Davao Oriental State College of Science and Technology

Operating Unit : N/A

Organization Code (UACS) : 08097000000

Funding Source Code (as clustered): 01 - Regular Agency Fund

(e.g. Fund Cluster: 101,102, 151)

Particulars	UACS CODE	Appropriation			Allotments					Current Year Obligations					Current Year Disbursements					Balances		
		Authorized Appropriation	Adjustments (Transfer To/From Realignment)	Adjusted Appropriations	Allotments Received	Adjustments (Withdrawal, Realig To	Transfer From	Adjusted Total Allotments	1st Quarter Ending March 31	2nd Quarter Ending June 30	Quarter Ending Sept. 30	Quarter Ending Dec. 31	Total	1st Quarter Ending March 31	2nd Quarter Ending June 30	Quarter Ending Sept. 30	Quarter Ending Dec. 31	Total	Released Appropriation	Unobligated Allotment	Unpaid Obligations	
																				Due and Demand	Not Yet Due and Demandable	
Buildings and Other Structures	10000000	61390000.00		61390000.00	61390000.00	0	0	0	61390000.00	2741808.57	246778.18	0	0	2988586.75	863894.90	2124691.85	0	0	2988586.75	2988586.75	863894.9	
School Buildings	10100000	60390000.00		60390000.00	60390000.00	0	0	0	60390000.00	2741808.57	246778.18	0	0	2988586.75	863894.90	2124691.85	0	0	2988586.75	2988586.75	863894.9	
People's Continuing Education Center	10100004	0		0	0	0	0	0	0	0	0	0	0	0	0	0	0	0	0	0	0	
MOOE	0	0		0	0	0	0	0	0	0	0	0	0	0	0	0	0	0	0	0	0	
Completion of Grandstand, Phase II	10100007	3500000.00		3500000.00	3500000.00	0	0	0	3500000.00	2493308.57	246778.18	0	0	2740086.75	863894.90	1876191.85	0	0	2740086.75	2740086.75	863894.9	
CO	0	3500000.00		3500000.00	3500000.00	0	0	0	3500000.00	2493308.57	246778.18	0	0	2740086.75	863894.90	1876191.85	0	0	2740086.75	2740086.75	863894.9	
Construction of Academic Bldg. Main Campus	10100019	23000000.00		23000000.00	23000000.00	0	0	0	23000000.00	0	0	0	0	0	0	0	0	0	0	0	0	
CO	0	23000000.00		23000000.00	23000000.00	0	0	0	23000000.00	0	0	0	0	0	0	0	0	0	0	0	0	
Construction of Academic Bldg. Cateel Ext. Car	10100020	9640000.00		9640000.00	9640000.00	0	0	0	9640000.00	0	0	0	0	0	0	0	0	0	0	0	0	
CO	0	9640000.00		9640000.00	9640000.00	0	0	0	9640000.00	0	0	0	0	0	0	0	0	0	0	0	0	
Cold Kitchen, 1 room with Fixtures	10100021	1500000.00		1500000.00	1500000.00	0	0	0	1500000.00	0	0	0	0	0	0	0	0	0	0	0	0	
CO	0	1500000.00		1500000.00	1500000.00	0	0	0	1500000.00	0	0	0	0	0	0	0	0	0	0	0	0	
Completion of Campus Circumferential Concrete	10100026	4000000.00		4000000.00	4000000.00	0	0	0	4000000.00	0	0	0	0	0	0	0	0	0	0	0	0	
CO	0	4000000.00		4000000.00	4000000.00	0	0	0	4000000.00	0	0	0	0	0	0	0	0	0	0	0	0	
Construction of Covered Path Walk	10100027	1500000.00		1500000.00	1500000.00	0	0	0	1500000.00	0	0	0	0	0	0	0	0	0	0	0	0	
CO	0	1500000.00		1500000.00	1500000.00	0	0	0	1500000.00	0	0	0	0	0	0	0	0	0	0	0	0	
Construction of Concrete Fence	10100028	2500000.00		2500000.00	2500000.00	0	0	0	2500000.00	248500.00	0	0	0	248500.00	0	248500.00	0	0	248500.00	248500	0	
CO	0	2500000.00		2500000.00	2500000.00	0	0	0	2500000.00	248500.00	0	0	0	248500.00	0	248500.00	0	0	248500.00	248500	0	
Completion of Tennis Court	10100029	2000000.00		2000000.00	2000000.00	0	0	0	2000000.00	0	0	0	0	0	0	0	0	0	0	0	0	
CO	0	2000000.00		2000000.00	2000000.00	0	0	0	2000000.00	0	0	0	0	0	0	0	0	0	0	0	0	
Construction of Academic Building	10100032	15000000.00		15000000.00	15000000.00	0	0	0	15000000.00	0	0	0	0	0	0	0	0	0	0	0	0	
CO	0	15000000.00		15000000.00	15000000.00	0	0	0	15000000.00	0	0	0	0	0	0	0	0	0	0	0	0	
Multipurpose/Facilities	10300000	1000000.00		1000000.00	1000000.00	0	0	0	1000000.00	0	0	0	0	0	0	0	0	0	0	0	0	
Construction of Student Dormitory (Phase 1)	10300003	1000000.00		1000000.00	1000000.00	0	0	0	1000000.00	0	0	0	0	0	0	0	0	0	0	0	0	
CO	0	1000000.00		1000000.00	1000000.00	0	0	0	1000000.00	0	0	0	0	0	0	0	0	0	0	0	0	
Sub-Total, Agency-Specific	0	200607000.00		200607000.00	200607000.00	0	0	0	200607000.00	20810657.09	17129891.84	0	0	37940548.93	15334012.08	20421825.69	0	0	35755837.77	37940548.93	15334012.08	
PS	0	53900000.00		53900000.00	53900000.00	0	0	0	53900000.00	12685694.93	10847335.12	0	0	23533030.05	12565694.93	9976942.27	0	0	22542637.20	23533030.05	12565694.93	
MOOE	0	85317000.00		85317000.00	85317000.00	0	0	0	85317000.00	5383153.59	6035778.54	0	0	11418932.13	1904422.25	8320191.57	0	0	10224613.82	11418932.13	1904422.25	
Fin Ex	0	0		0	0	0	0	0	0	0	0	0	0	0	0	0	0	0	0	0	0	
CO	0	61390000.00		61390000.00	61390000.00	0	0	0	61390000.00	2741808.57	246778.18	0	0	2988586.75	863894.90	2124691.85	0	0	2988586.75	2988586.75	863894.9	
II. Automatic Appropriations	0	0		0	0	0	0	0	0	0	0	0	0	0	0	0	0	0	0	0	0	
Retirement and Life Insurance Premiums	01104102	0		0	0	0	0	0	0	0	0	0	0	0	0	0	0	0	0	0	0	
General Administration and Support	00000000	1379000.00		1379000.00	1379000.00	0	0	0	1379000.00	214386.12	470905.44	0	0	685291.56	103103.06	582188.50	0	0	685291.56	685291.56	103103.06	
General Management and Supervision	00100000	1379000.00		1379000.00	1379000.00	0	0	0	1379000.00	214386.12	470905.44	0	0	685291.56	103103.06	582188.50	0	0	685291.56	685291.56	103103.06	



**STATEMENT OF APPROPRIATIONS, ALLOTMENTS, OBLIGATIONS, DISBURSEMENTS AND BALANCES**  
As of the Quarter Ending June 30, 2016

Department : State Universities and Colleges (SUCs)  
Agency : Davao Oriental State College of Science and Technology  
Operating Unit : N/A  
Organization Code (UACS) : 08097000000  
Funding Source Code (as clustered): 01 - Regular Agency Fund  
(e.g. Fund Cluster: 101,102, 151)

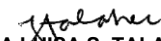
Authorization:01 - Current Year Appropriations

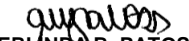
Particulars	UACS CODE	Appropriation			Allotments					Current Year Obligations					Current Year Disbursements					Balances			
		Authorized Appropriation	Adjustments (Transfer To/From Realignment)	Adjusted Appropriations	Allotments Received	Adjustments (Withdrawals, Realign)	Transfer To	Transfer From	Adjusted Total Allotments	1st Quarter Ending March 31	2nd Quarter Ending June 30	Quarter Ending Sept. 30	Quarter Ending Dec. 31	Total	1st Quarter Ending March 31	2nd Quarter Ending June 30	3rd Quarter Ending Sept. 30	4th Quarter Ending Dec. 31	Total	Released Appropriation	Unobligated Allotment	Unpaid Obligations	
Operations	3000000000	5100000.00		5100000.00	5100000.00	0	0	0	5100000.00	0	0	0	0	0	0	0	0	0	0	0	5100000.00	5100000.00	
MFO 1: HIGHER EDUCATION SERVICES	3010000000	5100000.00		5100000.00	5100000.00	0	0	0	5100000.00	0	0	0	0	0	0	0	0	0	0	0	5100000.00	5100000.00	
Provision of Higher Education Services Incl	3010100000	5100000.00		5100000.00	5100000.00	0	0	0	5100000.00	0	0	0	0	0	0	0	0	0	0	0	5100000.00	5100000.00	
MOOE	0	5100000.00		5100000.00	5100000.00	0	0	0	5100000.00	0	0	0	0	0	0	0	0	0	0	0	5100000.00	5100000.00	
Sub-Total, Agency-Specific	0	5100000.00		5100000.00	5100000.00	0	0	0	5100000.00	0	0	0	0	0	0	0	0	0	0	0	5100000.00	5100000.00	
PS	0	0		0	0	0	0	0	0	0	0	0	0	0	0	0	0	0	0	0	0	0	
MOOE	0	5100000.00		5100000.00	5100000.00	0	0	0	5100000.00	0	0	0	0	0	0	0	0	0	0	0	5100000.00	5100000.00	
<b>GRAND TOTAL</b>	<b>0</b>	<b>255484666.00</b>		<b>255484666.00</b>	<b>255484666.00</b>	<b>0</b>	<b>0</b>	<b>0</b>	<b>255484666.00</b>	<b>23308450.17</b>	<b>60038357.12</b>	<b>0</b>	<b>0</b>	<b>83346807.29</b>	<b>17405492.16</b>	<b>48816940.32</b>	<b>0</b>	<b>0</b>	<b>66222432.48</b>	<b>172137858.71</b>	<b>172137858.71</b>	<b>10767391.65</b>	
PS	0	68162666.00		68162666.00	68162666.00	0	0	0	68162666.00	15183488.01	18240800.40	0	0	33424288.41	14637175.01	17305948.55	0	0	31943123.56	34738377.59	34738377.59	0.00	
MOOE	0	96703000.00		96703000.00	96703000.00	0	0	0	96703000.00	5383153.59	12321778.54	0	0	17704932.13	1904422.25	10924691.57	0	0	12829113.82	78998067.87	78998067.87	0.00	
Fin Ex	0	0		0	0	0	0	0	0	0	0	0	0	0	0	0	0	0	0	0	0	0	
CO	0	90619000.00		90619000.00	90619000.00	0	0	0	90619000.00	2741808.57	29475778.18	0	0	32217586.75	863894.90	20586300.20	0	0	21450195.10	58401413.25	58401413.25	10767391.65	
Recapitulation by MFO:	0	0		0	0	0	0	0	0	0	0	0	0	0	0	0	0	0	0	0	0	0	
OF WHICH:	0	0		0	0	0	0	0	0	0	0	0	0	0	0	0	0	0	0	0	0	0	
Major Programs/Projects	0	0		0	0	0	0	0	0	0	0	0	0	0	0	0	0	0	0	0	0	0	

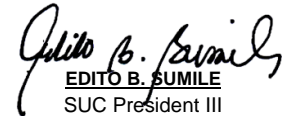
Prepared By:

Certified By:

Approved By:

  
**MARIA LUISA S. TALABOC**  
Agency Budget Officer  
Date: 29 June 2016

  
**ERLINDA B. PATOSA**  
Agency Chief Accountant  
Date: 29 June 2016

  
**EDITO B. SUMILE**  
SUC President III  
Date: 29 June 2016